

IP Protection in India

Girish Somawarpet

IP Business Advisor
India IP SME Helpdesk

India Country Facts

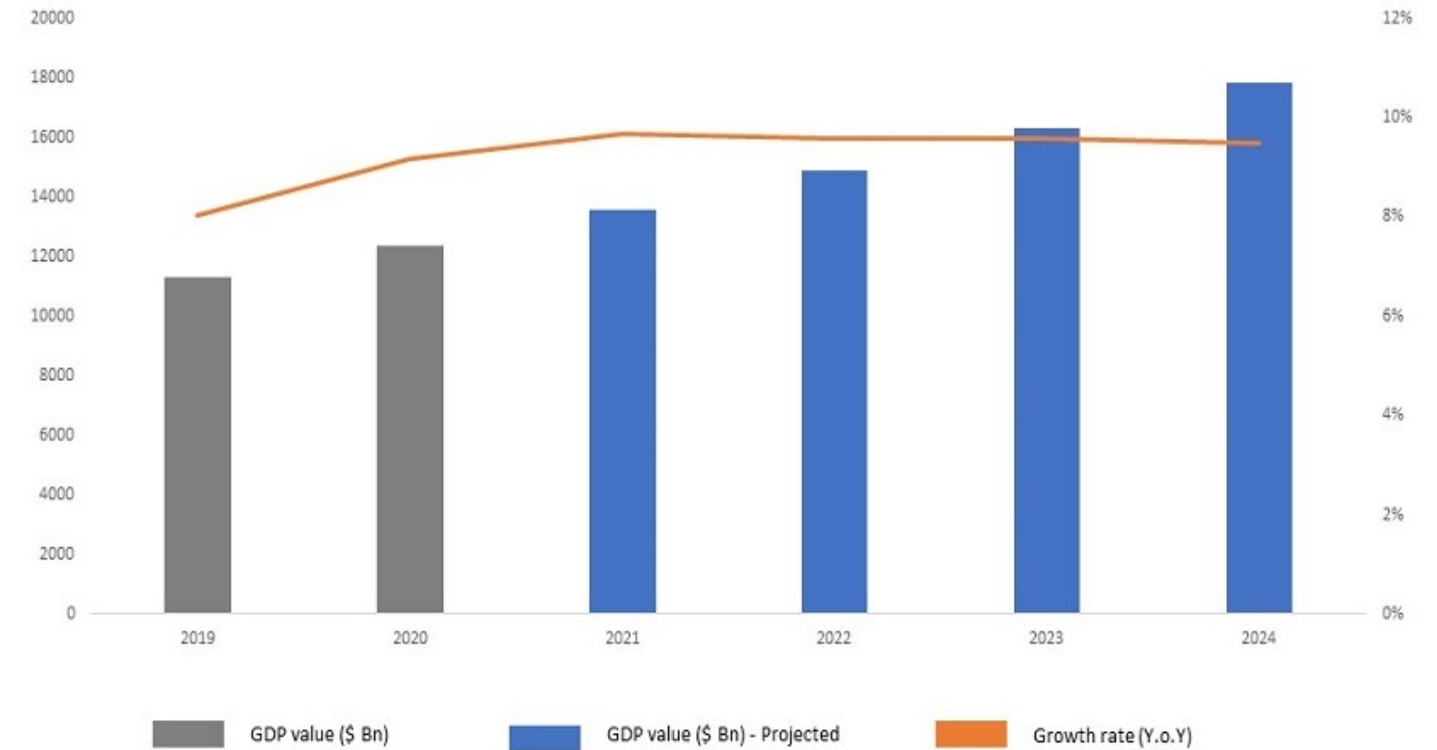
- 28 states with 8 Union territories.
- Population - 1.4 Billion
- GDP – \$ 4Trillion Economy.
- 23 Official languages.
- Religion – Hindus, Sikhs, Buddhists, Jains, Muslims and Christians,



India Country Facts

1. Aiming to be 5 Trillion Economy in 2025
2. India to witness an estimated GDP Growth of **7.6% in 2023-24**
3. Total FDI inflows in the country in the FY 2023-24 is **\$971.521 Bn** (Apr 2000 to Dec 2023) and total FDI equity inflows stands at **\$666.47 Bn** (Apr 2000 to Dec 2023).

India is projected to be the third largest economy
in Gross domestic product in Purchasing Power Parity terms measured at current prices



Source: International Monetary Fund

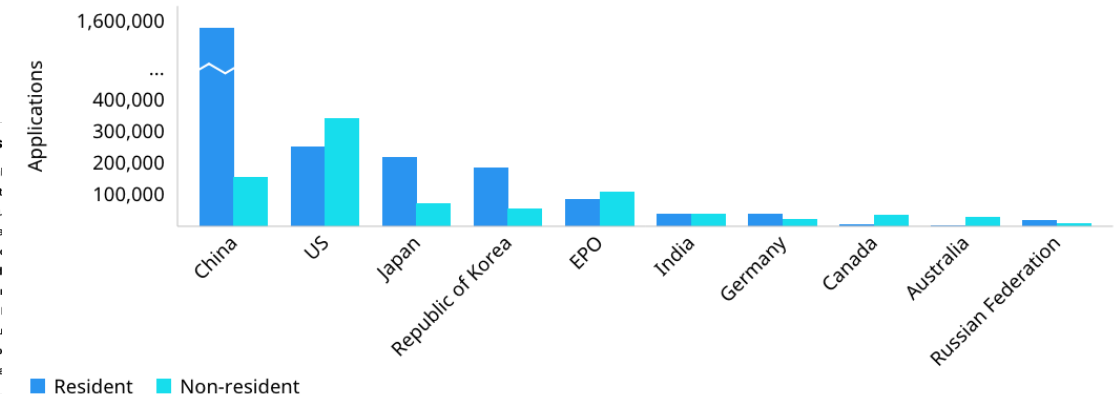
National Industrial Corridor Programme



11 Industrial Corridors

- Delhi-Mumbai Industrial
- Amritsar-Kolkata Indust
- Chennai-Bengaluru Ind.
- Vizag-Chennai Industrie
- East Coast Economic Ci
- Hyderabad - Nagpur Ind
- Hyderabad - Warangal I
- Hyderabad - Bengaluru I
- Bengaluru Mumbai Indu
- Extension of CBIC to Ko
- Delhi - Nagpur Industrie

- WDFC - Dadri - JNPT
- EDFC - Sahnewal - Sonnagar - Dankuni
- East Coast DFC - Vijaywada to Kharagpur
- East West DFC - Bhusawal - Nagpur - Rajkharswan - Dankuni
- Bhusawal - Nagpur - Rajkharswan - Andar
- North South DFC - Vijayawada to Itarsi

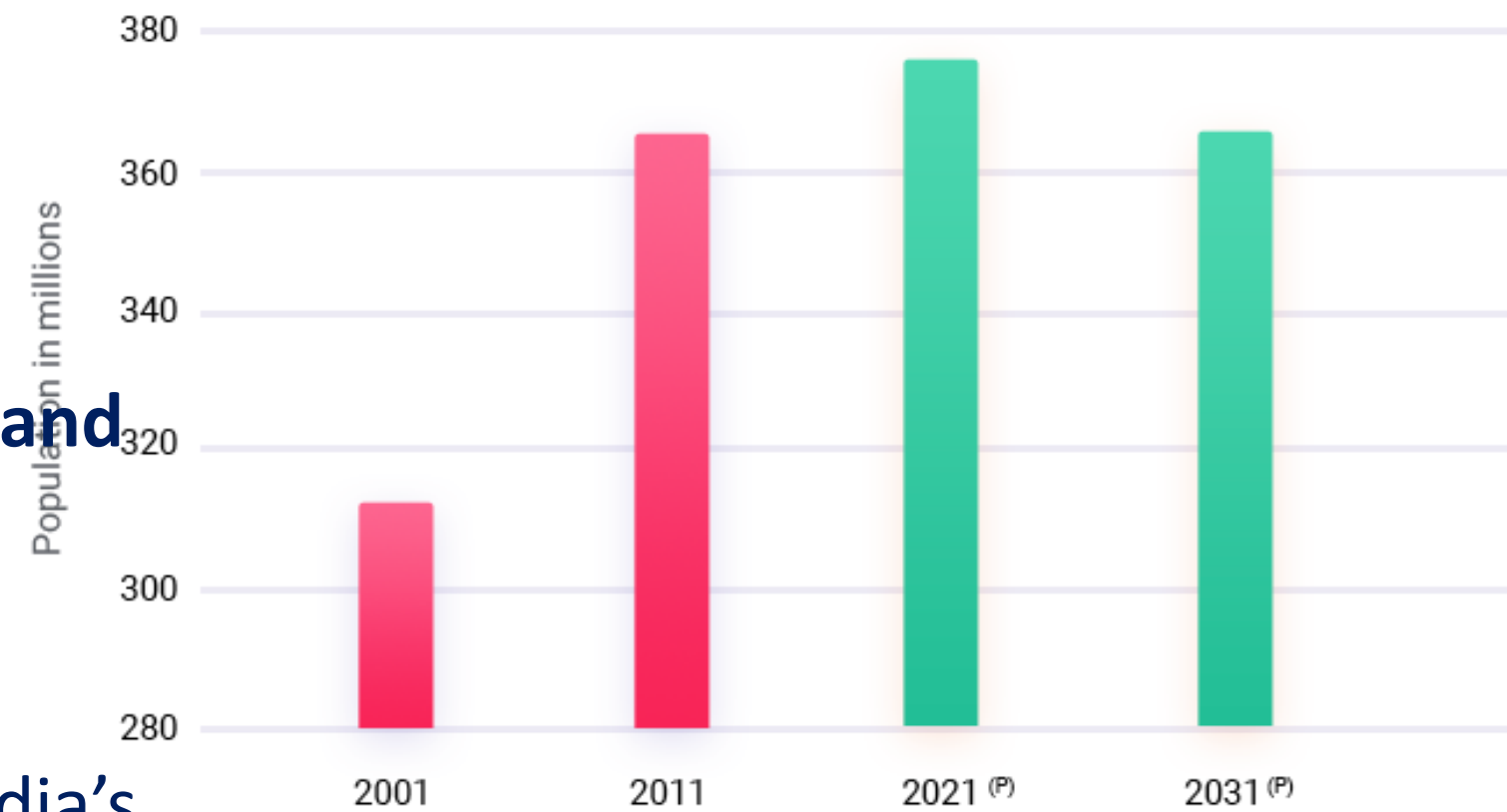


India Country Facts

- **Demographic Dividend** – Largest youth and adolescent population.
- India has the **third-largest group of scientists and technicians in the world.** (BCG Report)
- By 2030, it is estimated that around 42% of India's population would be urbanised from 31% in 2011.

Home to world's largest youth population

Indian population between age group 10-24 years



Source: Central Statistics Office, Government of India, 2017 *P : Projections

Production Linked
Incentive (PLI) schemes
for 14 sectors

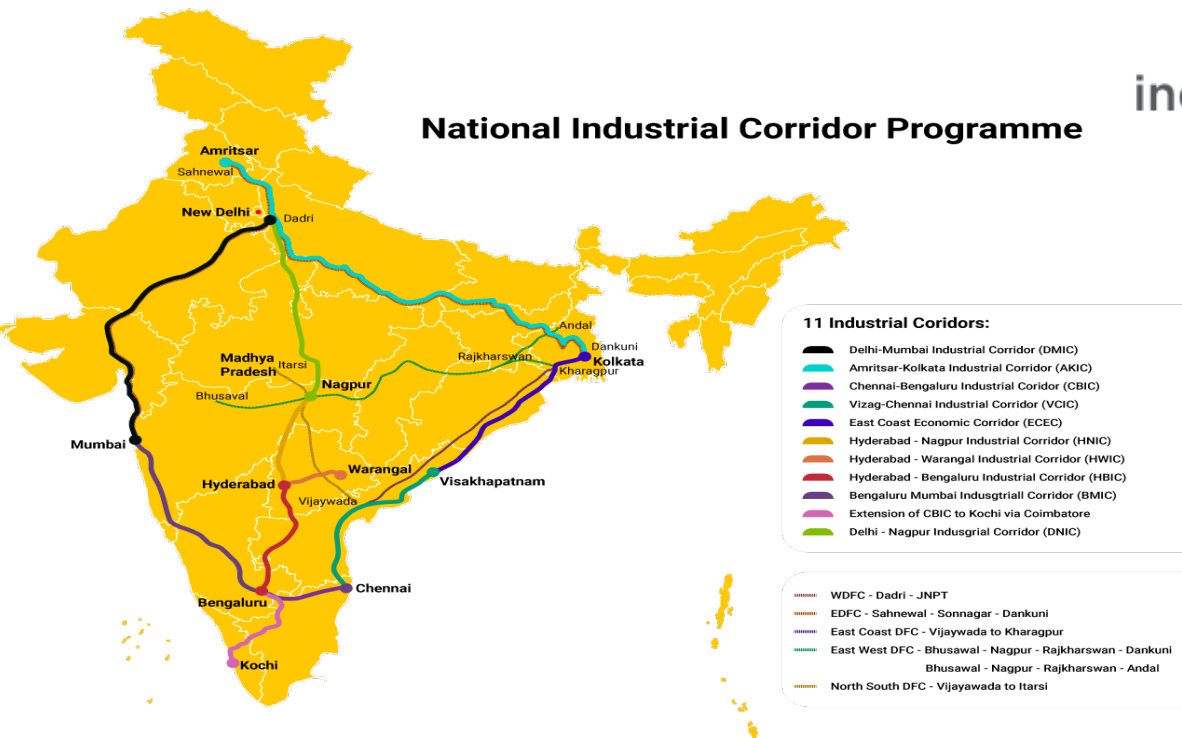
Semiconductor
mission

Promotional policies for
Micro, Small and Medium
Enterprises

11 industrial corridors with 32
projects underway to develop
industrial cities with plug-and-play
infrastructure

Government e-commerce portal
for procurement with
63k Government buyers,
6.2 million suppliers

National Industrial Corridor Programme



The Indian manufacturing industry is diversifying into higher value-added production of goods such as auto components, specialty chemicals, engineering goods and electronics

Democratising Digitization

Payments	Lending	Insurtech	Investech	Blockchain	Other

[Home](#) [About](#) [Learn About ONDC](#) [Roles You Can Play](#) [How To Join](#) [Resources](#)

ONDC Participants

Sign up

How to Shop

What to Buy

Open Network for Digital Commerce

Everyone's Commerce!

Where anyone can sell and everyone can buy from each other online.

How To Join

Learn About ONDC

BUYER APP

SELLER APP

SELLER APP

SELLER APP

INDIA
IP SME HELPDESK

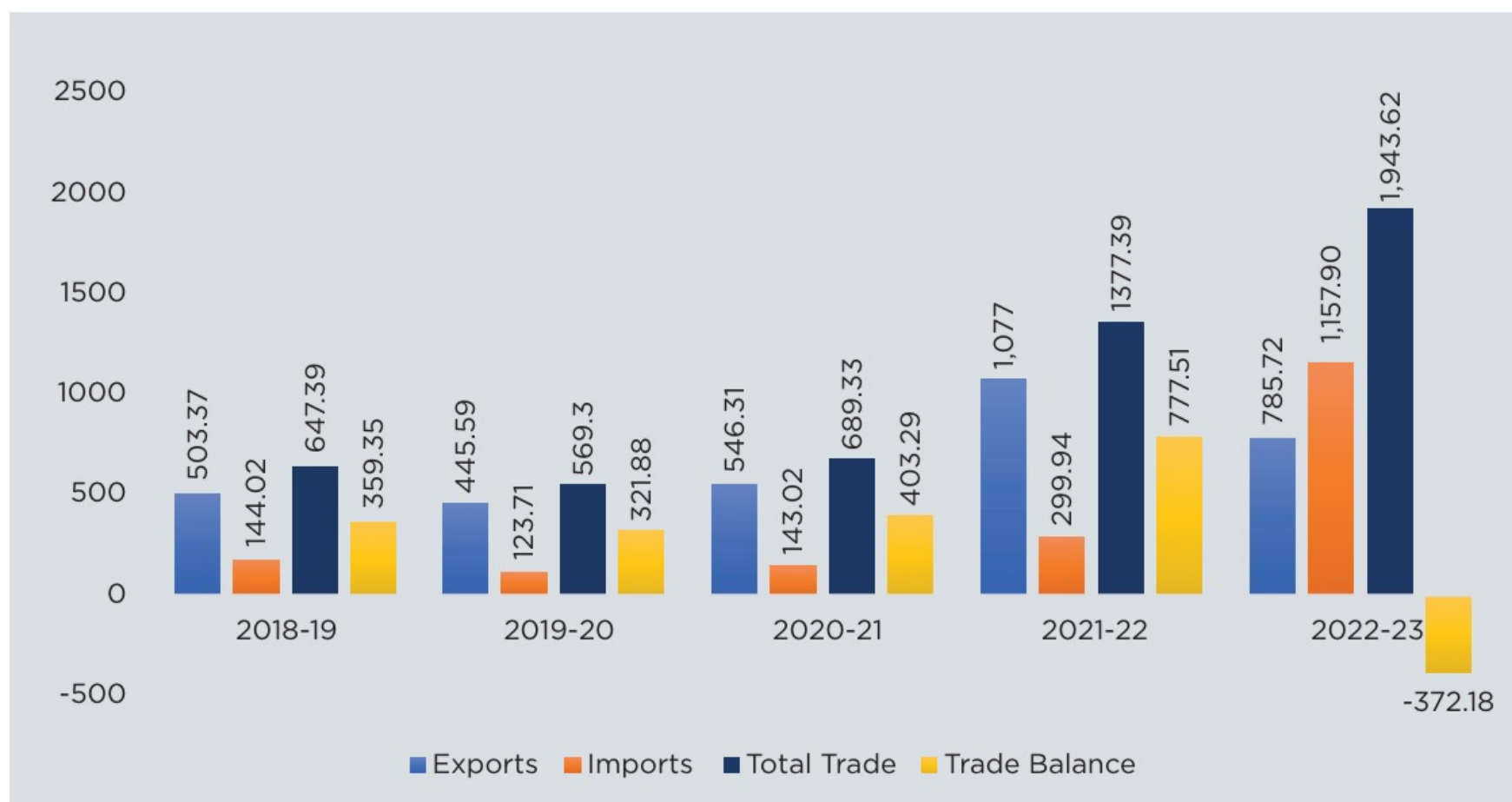


India – Greece Trade 2019-2022

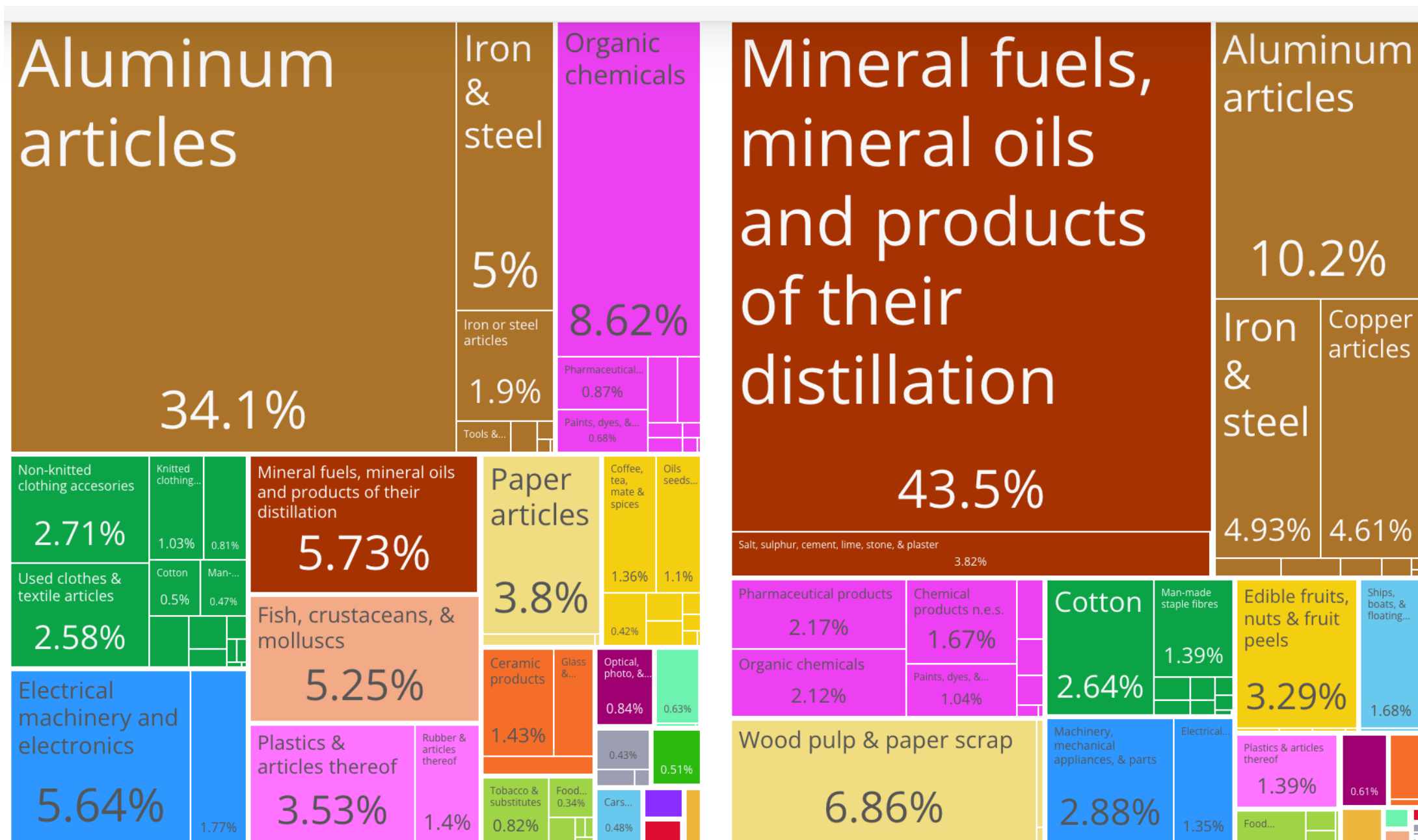
Indian exports to Greece have expanded substantially over the last five years, increasing from US\$ 503 million in 2018-19 and reaching a peak of US\$ 1,077 million in 2021-22, before moderating at US\$ 786 million in 2022-23. During the five-year period between 2018-19 and 2022-23, Indian exports to Greece registered a CAGR of around 12%.

On the other hand, Indian imports from Greece have grown significantly in recent years. Indian imports from Greece increased from US\$ 144 billion in 2018-19 to US\$ 1,158 billion in 2022-23, recording a CAGR of more than 68%.

India-Greece Trade: 2018-19 to 2022-23, US\$ million



Source: Ministry of Commerce & Industry



<https://oec.world/en/profile/bilateral-country/ind/partner/grc#latest-trends>

Opportunities

Investments

Cumulative FDI from Greece to India amounted to US\$ 9.35 million between the period April 2000 and March 2023.

GMR Airports has a joint venture with GEK-Terna for a construction project at Kasteli in the island of Crete worth EUR 850 million. This is the largest Indian project in Greece.

Besides, many smaller companies in travel, hospitality, retail and other sectors are present in Greece.

- Agriculture
- Skill Development and Mobility
- Defence and Aerospace
- Infrastructure
- Renewable Energy
- Manufacturing – Make in India, Start up India Initiatives.
- Pharmaceuticals
- Electronics.
- **INDIA** Services (IT, Tourism and Retail and E-Commerce)

IP SME HELP DESK

Intellectual Property Challenges

Table 1 – Estimated direct and indirect infringement economic costs – selected IPR intensive industries in the EU (average annual figures, 2012-2016)²⁵

Sector	Direct Lost Sales (€ billion)	% of Sales	Total Lost sales (€ billion)	Direct Employment Loss	Total Employment Loss	Government Revenue Loss
Smartphones *	4.2	8.3%	Not calculated	Not calculated	Not calculated	Not calculated
Pesticides & Agrochemicals	1.0	9.8%	2.1	1,749	7,993	0.3
Pharmaceuticals	9.6	3.9%	16.5	33,133	80,459	1.7
Spirits & Wine •	2.4	5.9%	6.1	6,049	38,885	2.1
Recorded Music	0.1	3.6%	0.2	580	1,343	0.1
Jewellery & Watches	0.9	6.2%	1.7	5,683	11,882	0.3
Handbags & Luggage	1.0	7.4%	2.1	8,169	16,550	0.4
Toys & Games	1.0	7.4%	1.6	3,679	8,158	0.3
Sports Goods	0.3	4.1%	0.6	1,756	3,625	0.1
Clothing, Footwear and Accessories	28.4	9.7%	45.9	335,053	473,031	8.6
Cosmetics & Personal care	7.1	10.5%	11.2	71,984	118,654	2.6
<i>Total all sectors</i>	<i>56.0</i>	<i>7.4% (avg.)</i>	<i>92.3</i>	<i>467,835</i>	<i>760,579</i>	<i>16.3</i>

INTELLECTUAL PROPERTY ADVICE FOR YOUR BUSINESS



Six EU-funded helpdesks offer free resources to your small or medium-sized business to help you manage your intellectual property.

<https://ec.europa.eu/ip-helpdesk>